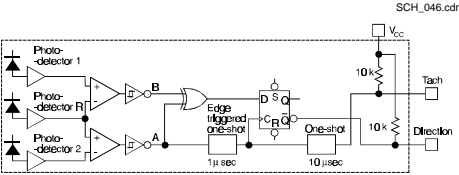


## HLC2705

### Encoder Detector

#### FUNCTIONAL BLOCK DIAGRAM



#### OUTPUT TIMING DIAGRAM

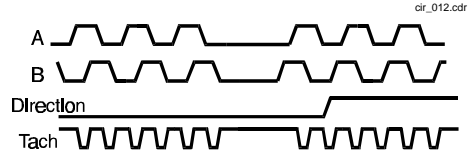


Fig. 1 Responsivity vs Angular Displacement

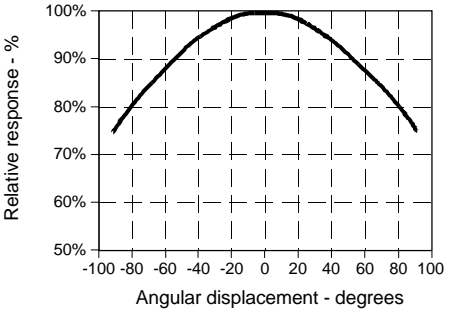
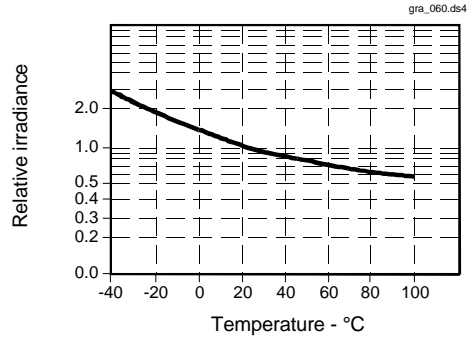


Fig. 2 Threshold Irradiance vs Temperature



All Performance Curves Show Typical Values

深圳市新世联科技有限公司