


## HTF3226LF – Temperature and Humidity Module



- Full Lead free product
- Calibrated within +/-5% @55%RH
- Small size and very cost effective
- Miniature connector (JST)
- 10kOhms +/-3% NTC temperature sensor (1% optional)



### DESCRIPTION

Based on the rugged HS1101LF humidity sensor, HTF3226LF is a dedicated **humidity and temperature transducer** designed for OEM applications where a reliable and accurate measurement is needed. It features a miniature connector for easy, cost-effective mechanical mounting. Direct interface with a micro-controller is made possible with the module's linear **frequency output**.

### FEATURES

- The best combination of cost effectiveness and performance
  - Stable, linear proportional frequency output from 10% to 95%RH
  - Stable and reproducible characteristics with temperature
  - High reliability and long term stability
- Humidity Sensor Specific Features**
- Instantaneous de-saturation after long periods in saturation phase
  - Fast response time
  - High resistance to chemicals
  - Not affected by water immersion
  - Patented solid polymer structure
- Temperature Sensor Specific Features**
- High quality thermistor
  - Stable
  - High sensitivity

### APPLICATIONS

- Printers
- Home Appliance

...

深圳市新世联科技有限公司

## HTF3226LF - Temperature and Humidity Module

### PERFORMANCE SPECS

#### MAXIMUM RATINGS

Ratings	Symbol	Value	Unit
Storage Temperature	Tstg	-40 to 85	°C
Storage Humidity	RHstg	0 to 100	% RH
Supply Voltage (Peak)	Vs	7	Vdc
Humidity Operating Range	RH	0 to 99	% RH
Temperature Operating Range	Ta	-30 to 85	°C

**Peak conditions:** less than 10% of the operating time.

#### ELECTRICAL CHARACTERISTICS

(Ta=25°C, Vs=5Vdc +/-5%, Ri>100kΩ unless otherwise stated)

Humidity Characteristics	Symbol	Min	Typ	Max	Unit
Humidity Measuring Range	RH	1		99	%RH
Relative Humidity Accuracy (10 to 95% RH)	RH		+/-5	+/-10	%RH
Supply Voltage	Vs	4.75	5.00	5.25	Vdc
Nominal Output @55%RH <sup>(1)</sup>	Fout	8670	8750	8830	Hz
Current consumption	Ic			0.1	mA
Temperature Coefficient (0 to 60°C)	T <sub>cc</sub>		-0.2		%RH/°C
Average Sensitivity from 33% to 75%RH	ΔFout/ΔRH	-13	-14	-16	Hz/%RH
Condensing conditions output (100% RH)	Fout	8000		8300	Hz
Recovery time after 150 hours of condensation	tr		10		s
Humidity Hysteresis				+/-1	%RH
Long term stability	T		+/-0.5		%RH/yr
Time Constant (at 63% of signal, static) 33% to 76%RH	τ			10	s

Temperature Characteristics	Symbol	Min	Typ	Max	Unit
Nominal Resistance @25°C	R		10		kΩ
Beta value: B25/100	β	3600	3730	3800	
Temperature Measuring Range	Ta	-30		80	°C
Nominal Resistance Tolerance @25°C	R <sub>N</sub>		2	3	%
Beta Value Tolerance	β		3		%
Response Time	τ		10		s

### TYPICAL PERFORMANCE CURVES

#### HUMIDITY SENSOR

- Modeled signal output

**Linear Reference Curve:**  $F_{out} \text{ (Hz)} = 9595 - 14.8 \cdot RH$  with Fout in Hz and RH in %

**Second Order Curve:**  $F_{out} \text{ (Hz)} = 9659 - 18.79 \cdot RH + 0.0404 \cdot RH^2$  with Fout in Hz and RH in %

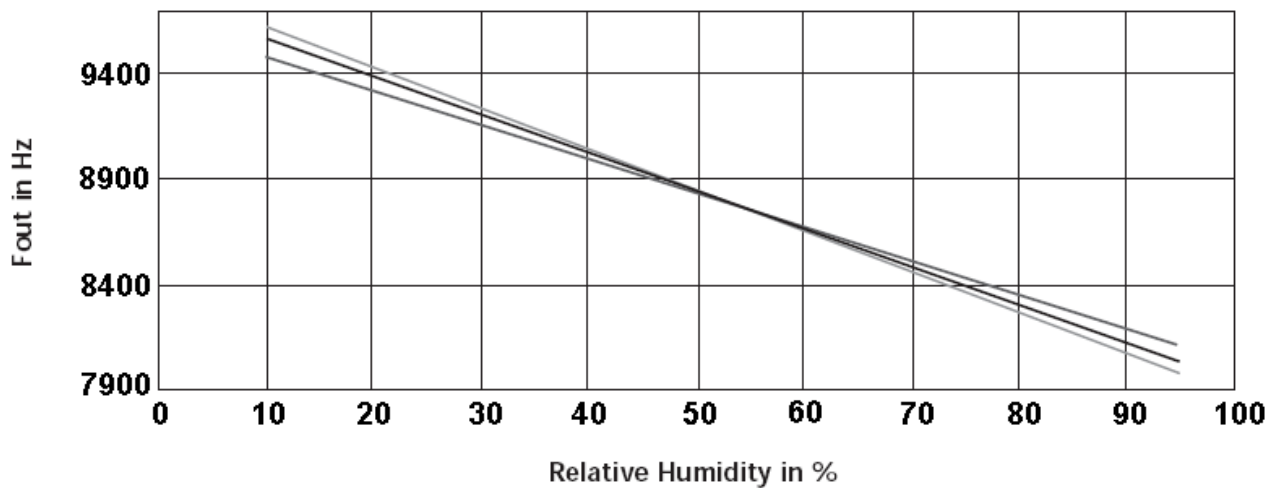
深圳市新世联科技有限公司

## HTF3226LF - Temperature and Humidity Module

- Typical response look-up table

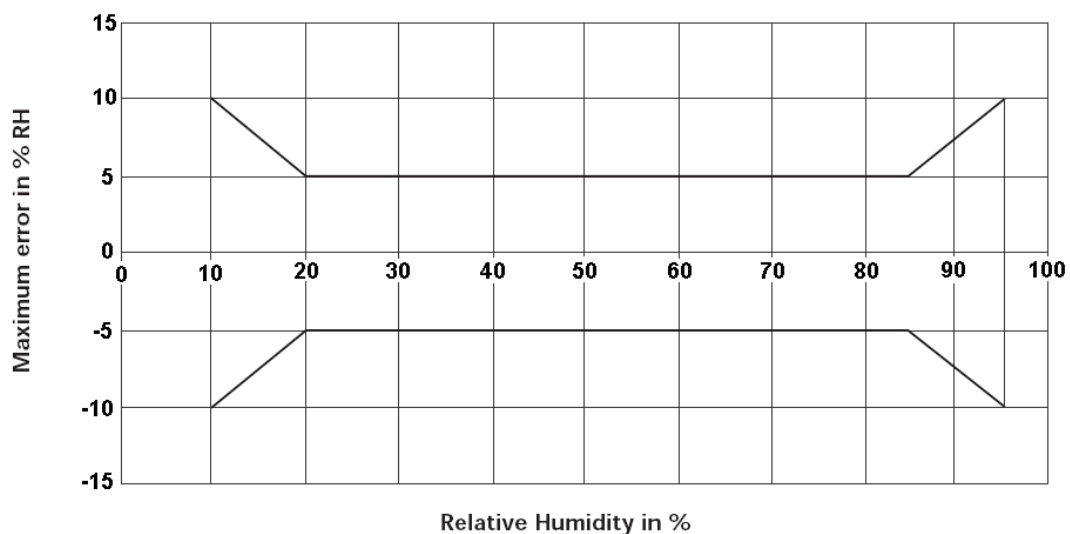
RH (%)	0	5	10	15	20	25	30	35	40	45	50
Fout (Hz)			9490	9390	9295	9205	9125	9040	8965	8890	8820
RH (%)	55	60	65	70	75	80	85	90	95	100	
Fout (Hz)	8750	8680	8615	8550	8485	8420	8355	8290	8225		

- Typical, Minimum and Maximum Frequency Values for HTF3226LF



Calibration data are traceable to NIST standards through CETIAT laboratory.

- Relative Humidity Accuracy of HTF3226LF



深圳市新世联科技有限公司

## HTF3226LF - Temperature and Humidity Module

### TEMPERATURE SENSOR

- Typical temperature output

Depending on the needed temperature measurement range and associated accuracy, we suggest two methods to access to the NTC resistance values.

$$R_T = R_N * e^{\beta(\frac{1}{T} - \frac{1}{T_N})}$$

- R<sub>T</sub> NTC resistance in Ω at temperature T in K
- R<sub>N</sub> NTC resistance in Ω at rated temperature T in K
- T, T<sub>N</sub> Temperature in K
- β Beta value, material specific constant of NTC
- e Base of natural logarithm (e=2.71828)

① The exponential relation only roughly describes the actual characteristic of an NTC thermistor can, however, as the material parameter β in reality also depend on temperature. So this approach is suitable for describing a restricted range around the rated temperature or resistance with sufficient accuracy.

② For practical applications, a more precise description of the real R/T curve may be required. Either more complicated approaches (e.g. the Steinhart-Hart equation) are used or the resistance/temperature relation as given in tabulation form. The below table has been experimentally determined with utmost accuracy for temperature increments of 1 degree.

Actual values may also be influenced by inherent self-heating properties of NTCs. Please refer to MEAS-France Application Note HPC106 "Low power NTC measurement".

- Temperature look-up table

Temp (°C)	Resistance (Ω)	Max Deviation (Ω)	Temp (°C)	Resistance (Ω)	Max Deviation (Ω)	Temp (°C)	Resistance (Ω)	Max Deviation (Ω)	Temp (°C)	Resistance (Ω)	Max Deviation (Ω)
-30	144790	16636	-2	33100	2230	26	9600	300	54	3360	213
-29	136664	15444	-1	31557	2078	27	9218	300	55	3237	208
-28	129054	14343	0	30029	1932	28	8853	299	56	3126	204
-27	121925	13325	1	28627	1799	29	8506	297	57	3019	200
-26	115243	12383	2	27299	1675	30	8178	296	58	2917	197
-25	109030	11516	3	26042	1560	31	7866	294	59	2819	193
-24	103115	10705	4	24852	1452	32	7568	292	60	2720	189
-23	97565	9953	5	23773	1355	33	7283	290	61	2629	185
-22	92354	9257	6	22708	1261	34	7011	287	62	2542	182
-21	87460	8612	7	21698	1174	35	6734	284	63	2458	178
-20	82923	8020	8	20739	1093	36	6484	281	64	2378	175
-19	78581	7463	9	19829	1017	37	6244	278	65	2304	171
-18	74497	6947	10	18959	946	38	6015	275	66	2229	168
-17	70655	6468	11	18128	879	39	5796	271	67	2158	165
-16	67039	6023	12	17338	817	40	5575	267	68	2089	161
-15	63591	5606	13	16588	759	41	5373	264	69	2022	158
-14	60381	5222	14	15876	705	42	5180	260	70	1960	155
-13	57356	4865	15	15207	654	43	4995	257	71	1898	152
-12	54503	4533	16	14569	607	44	4817	253	72	1839	149
-11	51813	4225	17	13962	563	45	4636	248	73	1782	146
-10	49204	3932	18	13384	522	46	4473	245	74	1727	143
-9	46767	3662	19	12834	484	47	4316	241	75	1673	140
-8	44467	3411	20	12280	447	48	4166	237	76	1622	138
-7	42296	3177	21	11777	413	49	4021	233	77	1573	135
-6	40247	2960	22	11297	382	50	3874	229	78	1526	132
-5	38279	2756	23	10840	353	51	3737	225	79	1480	130
-4	36455	2568	24	10404	325	52	3606	221	80	1432	127
-3	34731	2393	25	10000	300	53	3481	217			

深圳市新世联科技有限公司

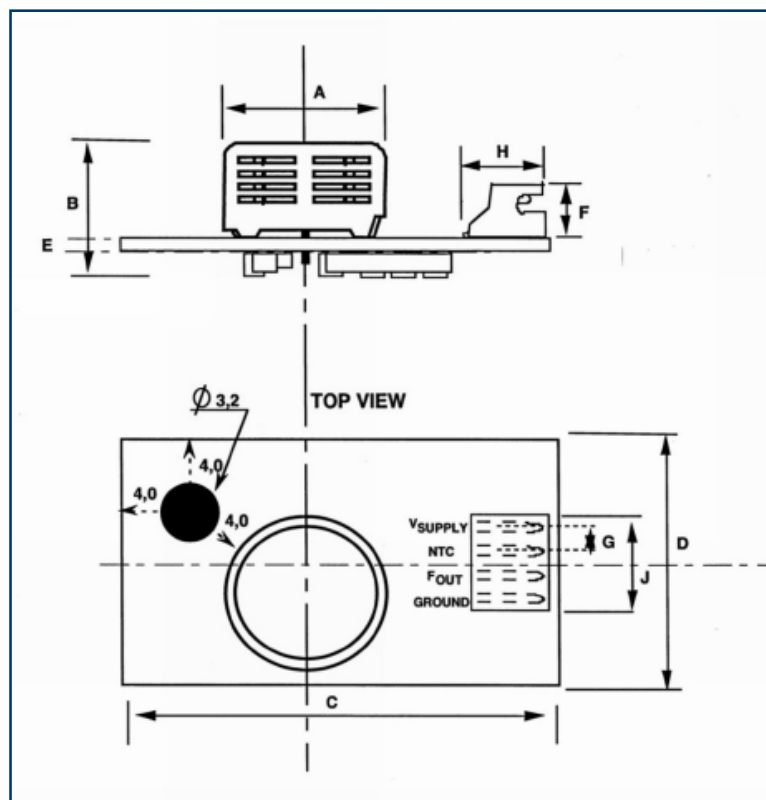
## HTF3226LF - Temperature and Humidity Module

### QUALIFICATION PROCESS

#### RESISTANCE TO PHYSICAL AND CHEMICAL STRESSES

- HTF3226LF has passed through qualification processes of MEAS-France including vibration, shock, storage, high temperature and humidity, ESD.
- Additional tests under harsh chemical conditions demonstrate good operation in presence of salt atmosphere, SO<sub>2</sub> (0.5%), H<sub>2</sub>S (0.5%), O<sub>3</sub>, NO<sub>x</sub>, NO, CO, CO<sub>2</sub>, Softener, Soap, Toluene, acids (H<sub>2</sub>SO<sub>4</sub>, HNO<sub>3</sub>, HCl), HMDS, Insecticide, Cigarette smoke, this is not an exhaustive list.
- HTF3226LF is not light sensitive.

### PACKAGE OUTLINE



Dim	A	B	C	D	E	F	G	H	I	Ø
Min	9.7	8.5	28.0	14.5	1.5	3.5	1.45	4.8	7.3	3.0
Max	10.8	9.5	29.0	15.5	1.7	3.9	1.55	6.2	7.7	3.4

*Dimensions in millimeters*

#### Connector type: JST Model S4B-ZR

To be mated with ZHR or 04ZR type female connectors

深圳市新世联科技有限公司

## HTF3226LF - Temperature and Humidity Module

---

### ORDERING INFORMATION

---

HPP808G031 (MULTIPLE PACKAGE QUANTITY OF 50 PIECES)  
HTF3226LF – HUMIDITY FREQUENCY OUTPUT + NTC (TEMPERATURE DIRECT OUTPUT)

Revision	Comments	Who	Date
E	Standardized datasheet format	D. LE GALL	April 08

深圳市新世联科技有限公司